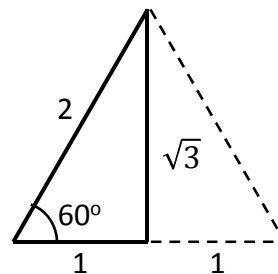
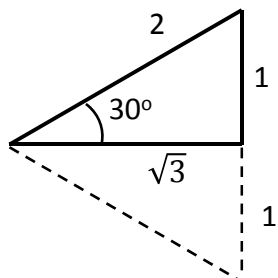
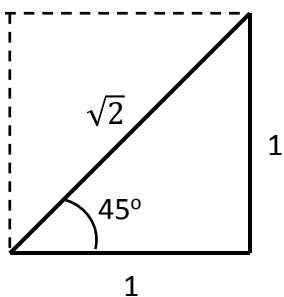


**Recreate the Unit Circle:**

**Question:** Where do the values of the trigonometric functions for the angles on the unit circle come from?

**Answer:** They come from two "special" right triangles: the isosceles right triangle and the 30-60-90 right triangle.



The isosceles right triangle gives the values for 45 degrees.

Take a square of side 1 and draw a diagonal.

The hypotenuse has length  $\sqrt{2}$ . So

$$\sin 45^\circ = \frac{\sqrt{2}}{2} \quad \cos 45^\circ = \frac{\sqrt{2}}{2}$$

$$\tan 45^\circ = 1$$

The 30-60-90 right triangle gives the values for 30 degrees and for 60 degrees.

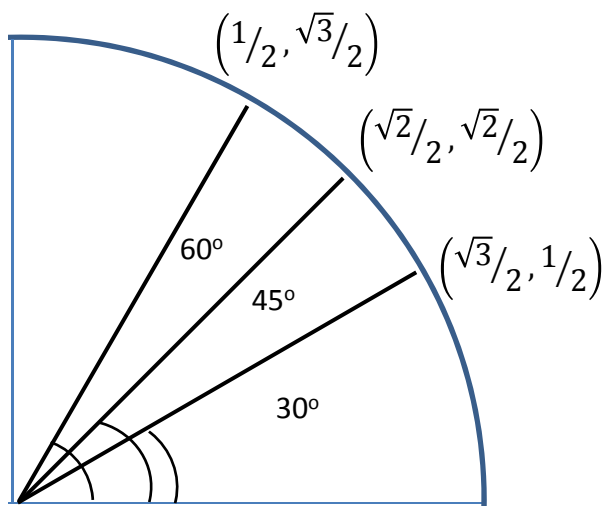
Take an equilateral triangle of side 2 and draw a perpendicular bisector.

The bisector has length  $\sqrt{3}$ . So

$$\sin 30^\circ = \frac{1}{2} \quad \cos 30^\circ = \frac{\sqrt{3}}{2} \quad \tan 30^\circ = \frac{\sqrt{3}}{3}$$

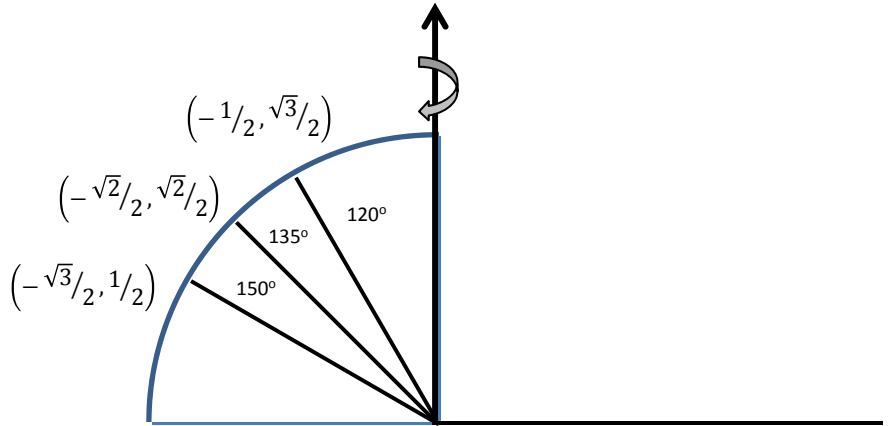
and

$$\sin 60^\circ = \frac{\sqrt{3}}{2} \quad \cos 60^\circ = \frac{1}{2} \quad \tan 60^\circ = \sqrt{3}$$

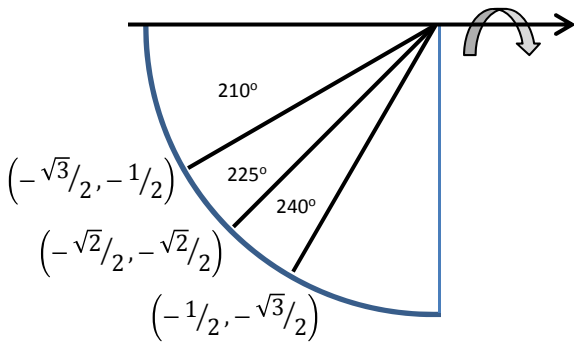


Now we can label the points  $(\cos \theta, \sin \theta)$  for the first quadrant

To get the values for the 2<sup>nd</sup> quadrant, imagine flipping the triangles about the Y-axis

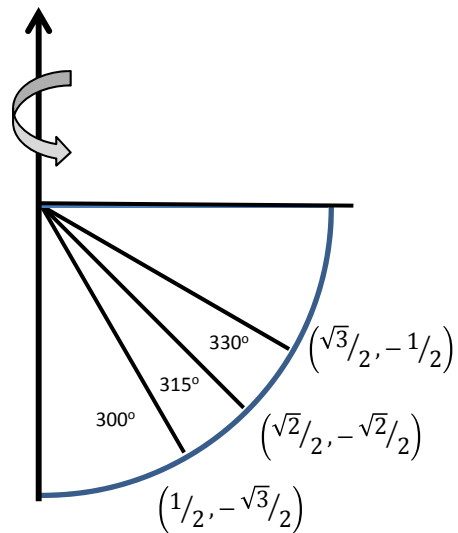


We should get almost the same values as before, but the x values should be negative



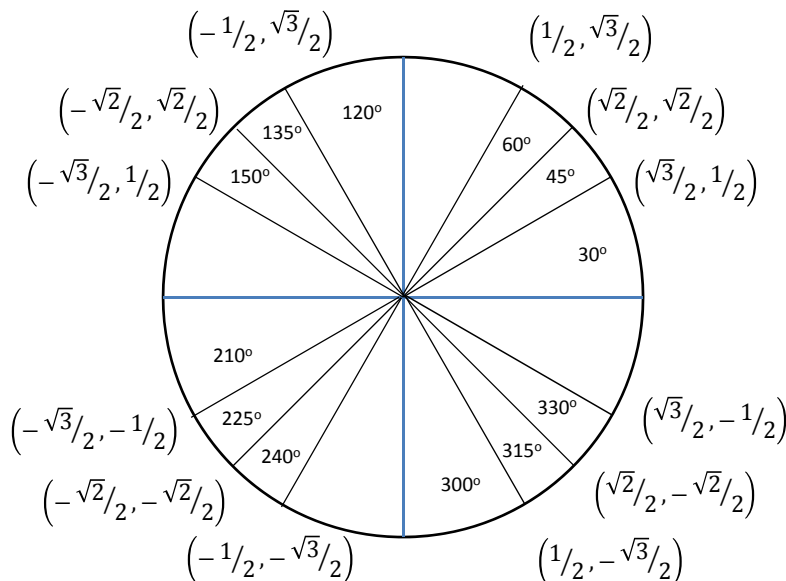
For the third quadrant, flip about the Y-axis

Now both x and y values will be negative



Finally, for the fourth quadrant, flip again about the Y-axis

Now only the y values will be negative



Putting it all together gives us

The Unit Circle