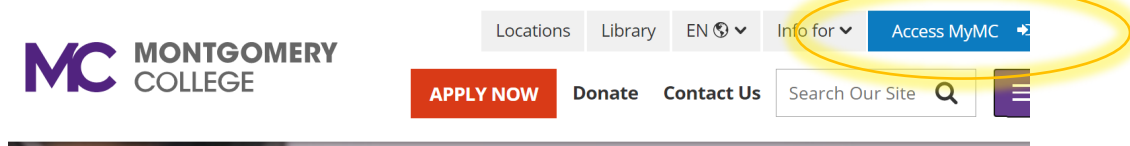


1. Go to www.montgomerycollege.edu Click on [Access MYMC](#).

*Some devices may require you to click on the *menu option* to click on the **Access MyMC** icon.



2. Log in using your MyMCID (username) and password.
 - If you do not know your MyMCID (username), click on "[Find Your MyMC ID](#)". You will need your M#. To get your M# call 240-567-5188
 - If you do not know your password, click on "[Password Reset](#)". You will need your username and M#.

3. Set up your 2-Factor- Authentication **DUO MOBILE PUSH** by following the steps prompted on your computer. Note: you will have to download the **DUO Mobile App** on your mobile device to continue. If you need additional support with this step, call the IT Help Desk 240-567-7222.


Protect Your Montgomery College Account

Two-factor authentication enhances the security of your account by using a secondary device to verify your identity. This prevents anyone but you from accessing your account, even if they know your password.

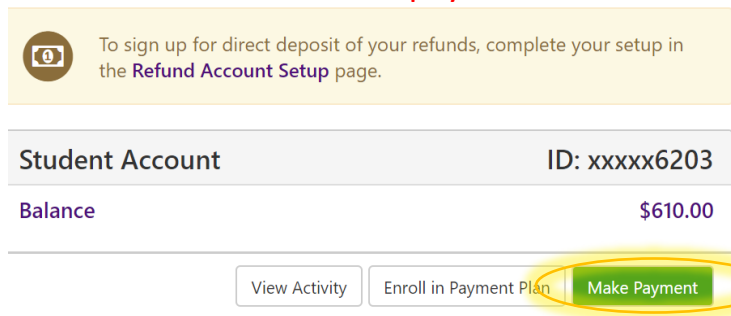
This process will help you set up your account with this added layer of security.

[Start setup](#)

- Once you successfully log in, find the Register and Pay for Classes card, and click on **“PAY NOW”**



- You will be re-directed to another window to make a payment. Click on **Make Payment** in green.



- Click on the **“Add”** button and click on **Continue**.

Pay By Term

Select 'Add' to add input amount or enter different amount by selecting input.

Current Term

\$ 610.00 **Add**

Select input to change payment amount

Payment Total: \$610.00

Continue

7. Click on method, select "Credit or Debit Card" then click continue.

Amount \$610.00

Method Credit or Debit Card

Select Method

Saved Payment Methods

Other Payment Methods

Credit or Debit Card

Back Cancel Continue

8. Fill out your credit card number and click continue.

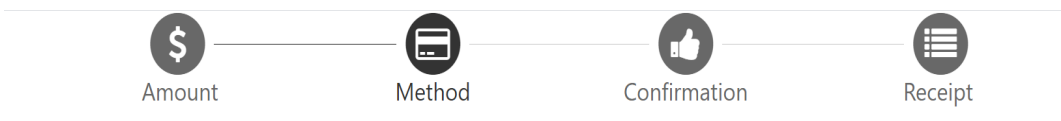
Account Information

* Indicates required fields

*Card number:

Back Cancel Continue

9. Fill out the rest of the credit card required fields and click continue.



Amount \$610.00

Method Credit or Debit Card

Account Information

* Indicates required fields

*Card account number: xxxxxxxxxxxx7906

*Name on card:

*Card expiration date:

*Card Verification Value:

(View example)

Option to Save

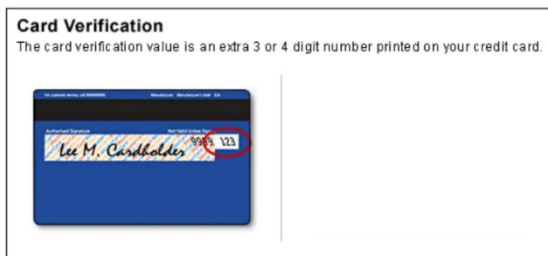
Save this payment method for future use

Save payment method as:

(example My CreditCard)

Back Cancel Continue

Card Verification Value Example



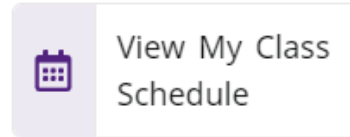
Submit your payment and please print your receipt for your use.


If you have any questions or need additional assistance please call: 240-567-5188

USE YOUR MYMC ACCOUNT:

Now that you are able to log into MyMC to register and pay, note these other available tools in your MyMC account.

Under the Student Services Card you can click on **“View My Class Schedule”**




- Select a term and click submit. You will find your instructors name, email, dates and location of your courses.
- By clicking on the envelope  icon, you can send an email to your instructor.
- View the booklists to see if textbooks are required by clicking on “View Drop Deadline Dates and Booklist” link located at the bottom of the screen. Then click “Purchase all your books at the Efollett Bookstore” Button

Purchase Your Books :

Purchase all of your Books at the Efollett Bookstore

Under the Resources card you can **“Check Your MC Email (Office 365)”**



All MC students have a student Office 365 email. Use your MyMCID (username) and add @montgomerycollege.edu to log in.

Example: MyMCID@montgomerycollege.edu

Your password should be the same as your MC log in password.

For IT Support call 240-567-7222